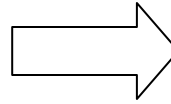


Gingerbread House Money Box

Recycle a juice or milk box container and make a cute gingerbread house that doubles as a money box.

You will need:

- 500ml card drink carton (washed & dried)
- Stapler
- Craft knife
- brown tissue or crepe paper
- PVA glue
- cotton wool
- decorations e.g. beads, craft foam, pipe cleaners etc



Method



1. Close and staple the top of the carton back together again




2. Brush the carton with a coat of PVA.



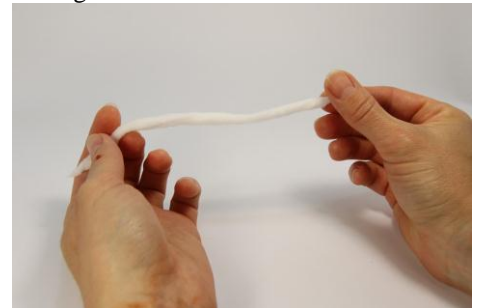
3. Layer the brown crepe paper all over the carton. Brush each piece down with more glue.



4. Gently unroll a ball of cotton wool.



5. Cut the wool strip into thin lengths.



6. Gently twist and roll the lengths of cotton wool to make them even.



7. Brush a line of PVA along the corners of the house.



8. Attach the cotton wool strips to the corners of the carton to resemble icing.



9. Cut some door and window shapes from card. Glue them to the house.



10. Lay the house down on its side and glue decorations to each side. Allow each side to dry before turning.



11. Use a craft knife to slice a coin hole into the roof of the gingerbread house.



12. Make sure the hole is big enough to fit the largest coin in.

www.jellyfishjelly.com



Red and white pipe cleaners twisted together to make mini candy canes.

www.jellyfishjelly.com